


Product Information


Power supply

Parking Platform 501

- for customer installed EV point
- with CEE 16 A 1-phase socket
- with CEE 16 A 3-phase socket
- with CEE 32 A 3-phase socket



Product Overview



Fastening the customer installed EV point

- The customer installed EV point is attached directly to the steel structure of the parking platform

Standard scope of supply:

- 10 m flexible cable 5 x 6 mm², from the customer-provided EV point to the customer-provided branch connector

Customer installed charging infrastructure requirements

- EV point with charging cable (max. 22 kW)
- Electric meter (if required)
- Charge management (if required)
- Sub-distribution including:
 - Cable feed to sub-distribution*
 - Communication line and network line
 - Cable channel (cable inlet on the wall)
 - Fuse (power contactor/ground fault circuit breaker)
 - 1 x power contactor per EV point
 - Cable 3 x 1,5 mm² to enable power contactor
- Connection of all supply lines

* compliant to local power supply regulations:
3 phases + N + PE (3-phase current),
230/400 V, 50 Hz according to
DIN VDE 0100 sections 410 and 430
(no permanent load)

Product Overview



With CEE 16 A 1-phase socket, max. output 3,7 kW

- Cable routing inside the steel structure
- Pleasing user friendly design

Standard scope of supply:

- CEE 16 A 1-phase socket, max. 3,7 kW
- 10 m flexible cable 3 x 2,5 mm²,
from the socket to the customer-provided
branch connector

Customer installed charging infrastructure requirements

- Electric meter (if required)
- Charge management (if required)
- Sub-distribution including:
 - Cable feed to sub-distribution*
 - Cable channel (cable inlet on
the wall)
 - Fuse (power contactor/ground
fault circuit breaker)
 - 1 x power contactor per
CEE 16 A 1-phase socket
 - Cable 3 x 1,5 mm² to enable
power contactor
- Connection of all supply lines

* compliant to local power supply
regulations:
230 V, 50 Hz according to
DIN VDE 0100 sections 410 and 430
(no permanent load)

Product Overview



With CEE 16 A 3-phase socket, max. output 11 kW

- Cable routing inside the steel structure
- Pleasing user friendly design

Standard scope of supply:

- CEE 16 A 3-phase socket, max. 11 kW
- 10 m flexible cable 5 x 2,5 mm²,
from the socket to the customer-provided
branch connector

Customer installed charging infrastructure requirements

- Electric meter (if required)
- Charge management (if required)
- Sub-distribution including:
 - Cable feed to sub-distribution
 - Cable channel (cable inlet on the wall)
 - Fuse (power contactor / ground fault circuit breaker)
 - 1 x power contactor per CEE 16 A 3-phase socket
 - Cable 3 x 1,5 mm² to enable power contactor
- Connection of all supply lines

Product Overview



With CEE 32 A 3-phase socket, max. output 22 kW

- Cable routing inside the steel structure
- Pleasing user friendly design

Standard scope of supply:

- Post with CEE 32 A 3-phase socket
- 10 m flexible cable 5 x 6 mm²,
from the socket to the customer-provided
branch connector

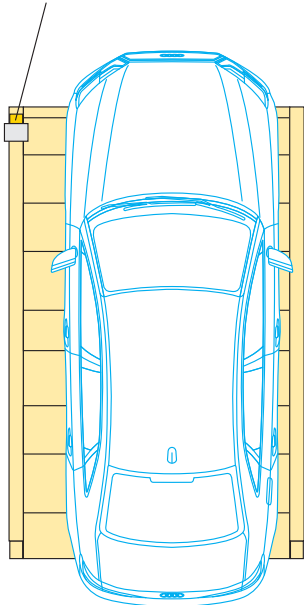
Customer installed charging infrastructure requirements

- Electric meter (if required)
- Charge management (if required)
- Sub-distribution including:
 - Cable feed to sub-distribution
 - Cable channel (cable inlet on
the wall)
 - Fuse (power contactor/ground
fault circuit breaker)
 - 1 x power contactor per
CEE 32 A 3-phase socket
 - Cable 3 x 1,5 mm² to enable
power contactor
- Connection of all supply lines

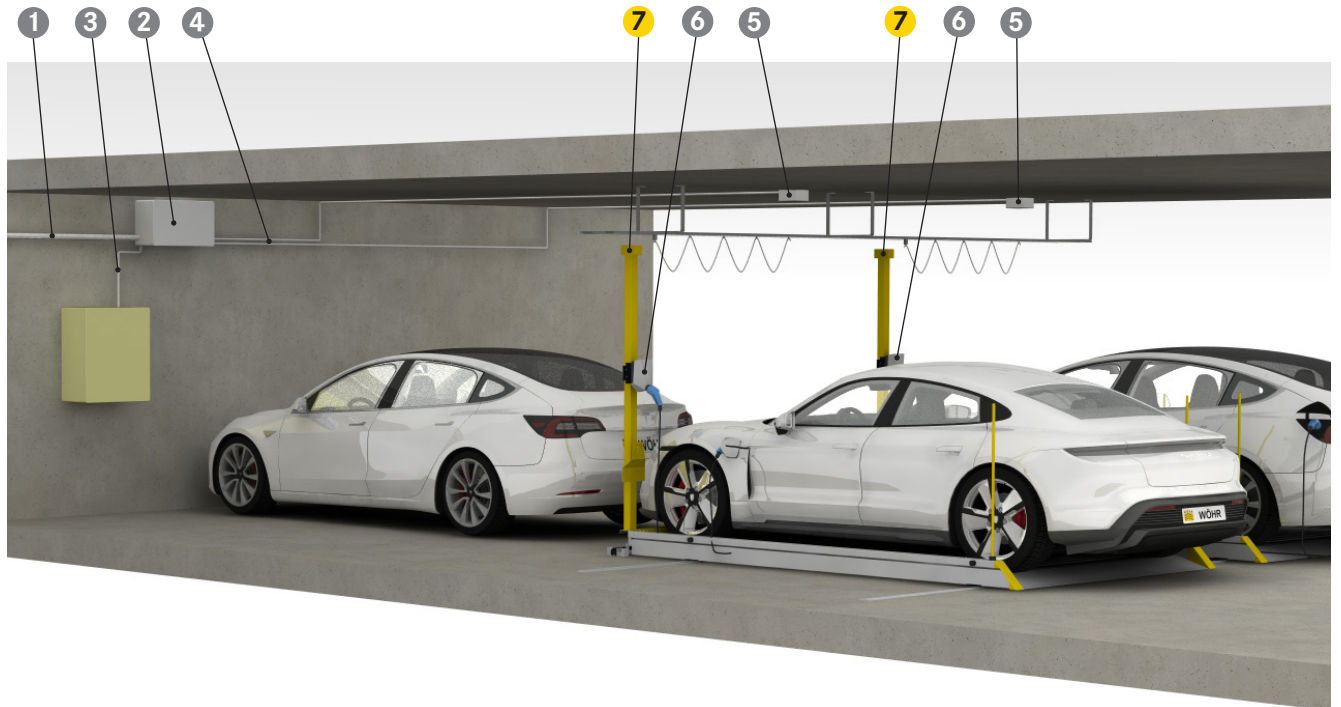
Standard fixing points

If no other information is available, the socket or the customer installed EV point is attached on the left side for left-hand drive vehicles. For right-hand drive vehicles, the socket or the customer installed EV point can also be attached on the right-hand side.

Socket or customer
installed EV point



Installation diagram for customer installed EV point on Parking Platform 501



Customer installed charging infrastructure requirements

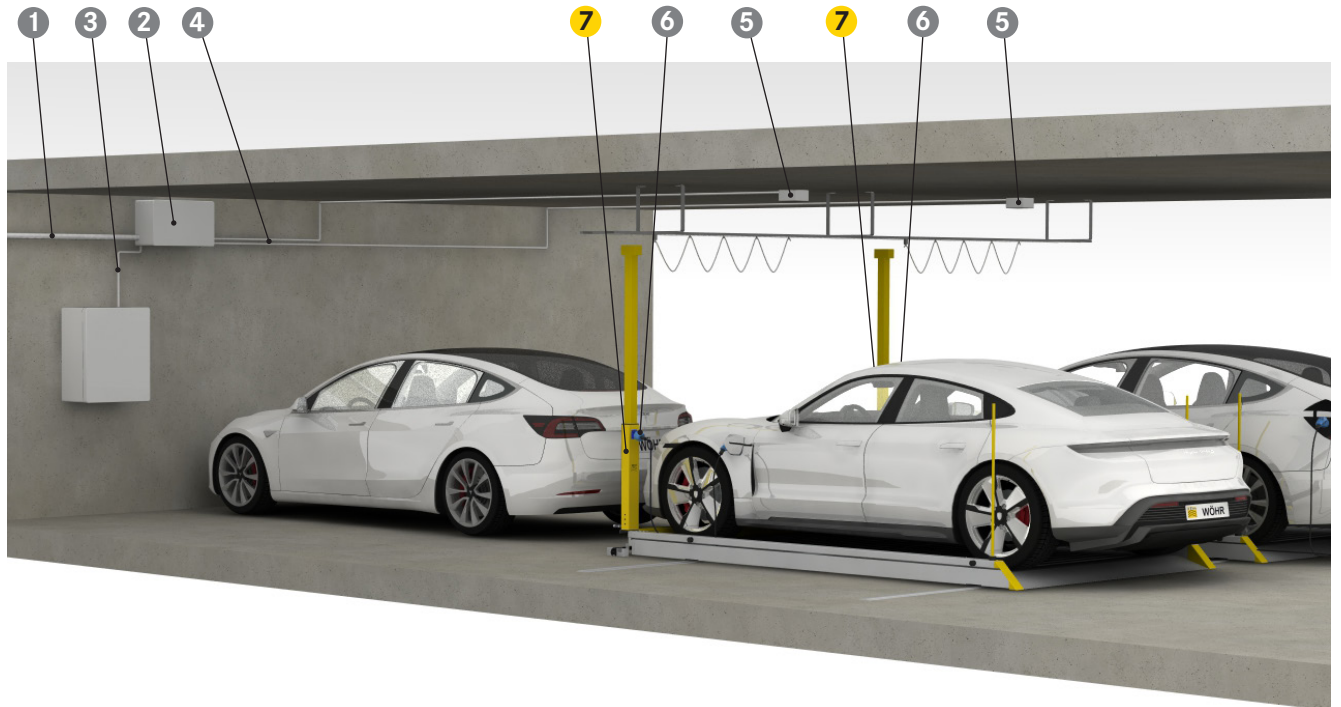
Item	Description
1	Feed cable to the main switch cabinet of the building
2	Sub-distribution with main contactor
3	Control cable 3 x 1,5 mm ² (max. 1A) to enable power contactor
4	Cable from branch connector to sub-distribution with main contactor
5	Branch connector for EV point
6	EV point with charging cable

Scope of delivery by WÖHR (unless otherwise specified)

Item	Description
7	Flexible cable 5 x 6 mm ² (length 10 m)

We reserve the right to change design details, procedures and standards due to technical progress and environmental requirements.

Installation diagram with CEE 16 A / CEE 32 A socket on Parking Platform 501



Customer installed charging infrastructure requirements

Item	Description
1	Feed cable to the main switch cabinet of the building
2	Sub-distribution with main contactor
3	Control cable 3 x 1,5 mm ² (max. 1A) to enable power contactor
4	Cable from branch connector to sub-distribution with main contactor
5	Branch connector
6	Charging cable

Scope of delivery by WÖHR (unless otherwise specified)

Item	Description
7	With: - CEE 16 A 1-phase socket and flexible cable 3 x 2,5 mm ² or - CEE 16 A 3-phase socket and flexible cable 5 x 2,5 mm ² or - CEE 32 A 3-phase socket and flexible cable 5 x 6 mm ²

We reserve the right to change design details, procedures and standards due to technical progress and environmental requirements.