



PRODUCT OVERVIEW

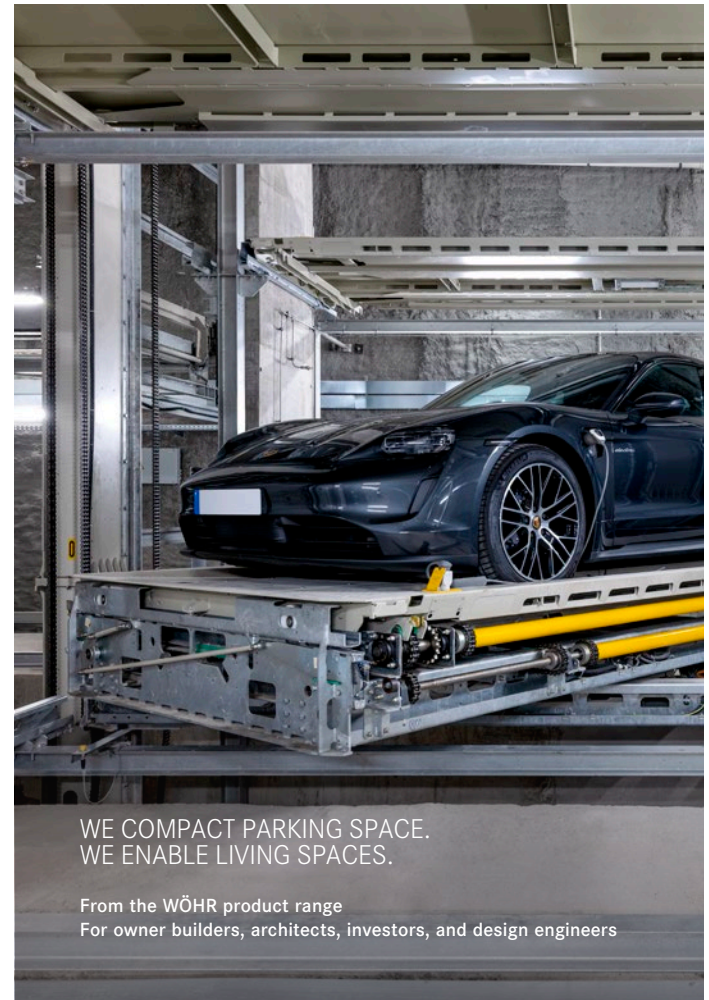
DECEMBER 2025

WÖHR Autoparksysteme GmbH

Ölgrabenstr. 14
71292 Frieolzheim
Germany

Fon +49 [0] 7044 46-0
Fax +49 [0] 7044 46-149

info@woehr.de
woehr.de



WE COMPACT PARKING SPACE.
WE ENABLE LIVING SPACES.

From the WÖHR product range
For owner builders, architects, investors, and design engineers

SHOWING THE WAY FOR PARKING SPACE SOLUTIONS



Since 1959, WÖHR has had a vision for simple and space-saving parking. Today our family-run company offers the world's largest range of in-house developed parking solutions – from classical systems with two vehicles parked over each other all the way to large projects with 1000 and more parking spaces in automatic parking systems.

These days, our competent and reliable solutions are more in demand than ever before. Increased urbanisation and lack of construction sites necessitate intelligent parking solutions which offer the greatest possible number of parking bays in the smallest possible space and at the same time preserve the cityscape – as cities become denser, parking must also become denser.

WÖHR's core competencies therefore lie in creating standard systems as well as tailored and project-based solutions to drive sustainability in parking. Because, the more compressed we develop our parking solutions, the more space is preserved for public, planted spaces.

Our sales network in more than 60 countries supports us in fulfilling customer wishes, not only quickly but also exceptionally reliably. WÖHR is your partner for intelligent, sustainable and economical parking solutions!



/ CONTENTS

/ PARKLIFT

450 THE COMFORTABLE ONE	12
405 THE COMPACT TWO-STORY SYSTEM	16
411 OPEN AIR	18
421 CREATING 3 FROM 1	19
461/462 HIDEAWAYS	20
413 3 LEVELS IN A SINGLE PIT	22
PARKLIFTS – ONE DOUBLE IS BETTER THAN TWO SINGLES	23

/ PARKING PLATFORMS

601/503 THE CAR MOVERS	28
505 TURNING MADE EASY	29

/ COMBILIFT + COMBIPARKER

551/552MR LIFT AND SLIDE	34
542/542MR LIFT AND SLIDE ON 2 LEVELS	36
543/543MR LIFT AND SLIDE ON 3 LEVELS	38
560 LIFT AND SLIDE ON UP TO 5 LEVELS	40

/ SLIMPARKER + CROSSPARKER

557 DER MAGISCHE THE MAGICAL TOWER/SHAFT	46
558 THE MAGICAL SHAFT	48

/ LEVELPARKER

570 SPACE MIRACLES	54
590 LINE DANCING	55

/ PARKSAFE

580/582/583 TALL AND SLIM	60
---------------------------	----

/ MULTIPARKER

710/720/730/740 CLEVER AND SMART	70
750/760 CLEVER AND PALLET-LESS	72

/ BICYCLE PARKING

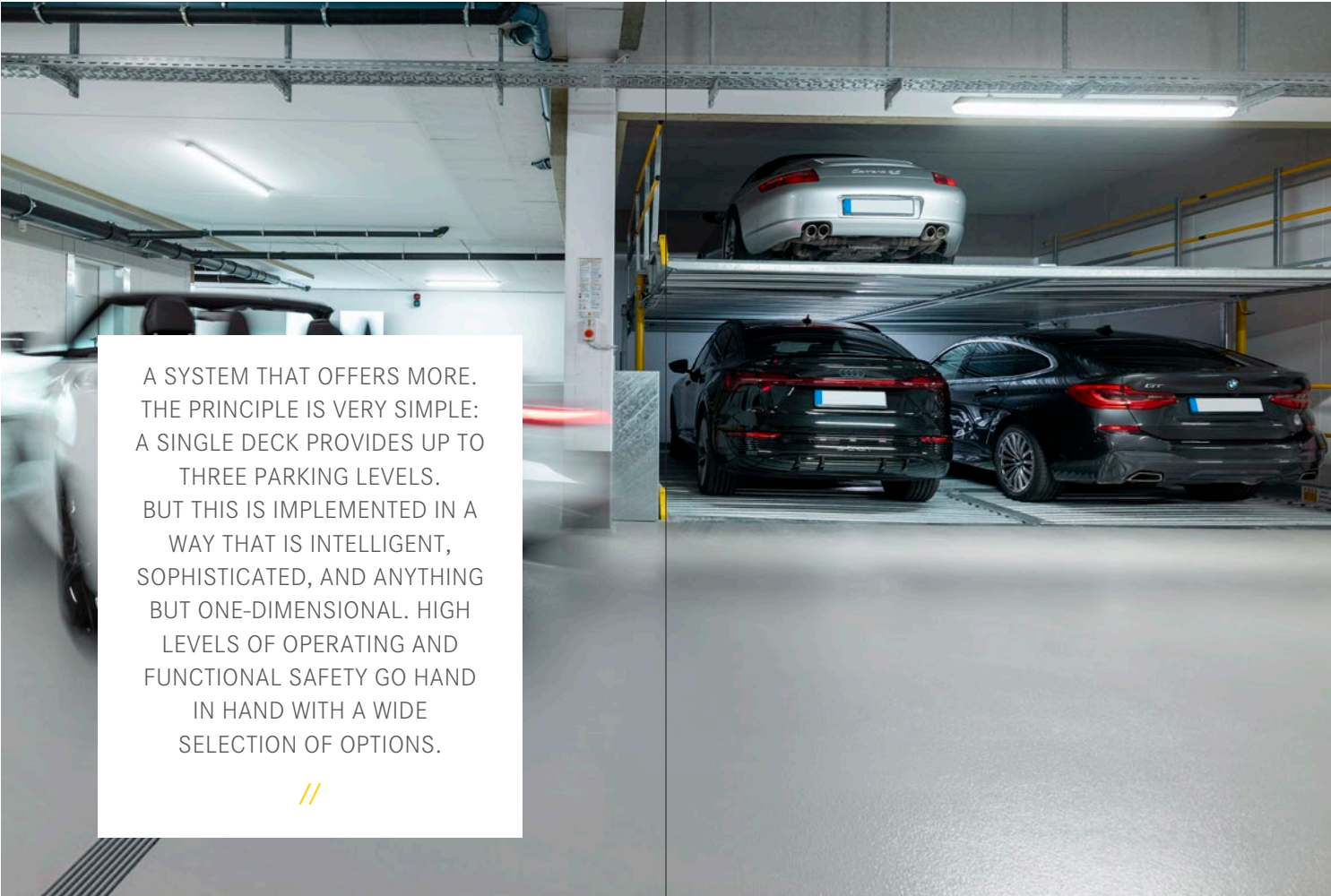
BIKESAFE	
TOWER-VARIATION	78
SHAFT-VARIATION	80

/ SERVICE

PGS PARKING- UND GARAGEN-SERVICE GMBH	90
E-CHARGING	92



PARK LIFT //



A SYSTEM THAT OFFERS MORE.
THE PRINCIPLE IS VERY SIMPLE:
A SINGLE DECK PROVIDES UP TO
THREE PARKING LEVELS.
BUT THIS IS IMPLEMENTED IN A
WAY THAT IS INTELLIGENT,
SOPHISTICATED, AND ANYTHING
BUT ONE-DIMENSIONAL. HIGH
LEVELS OF OPERATING AND
FUNCTIONAL SAFETY GO HAND
IN HAND WITH A WIDE
SELECTION OF OPTIONS.

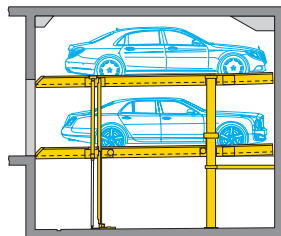
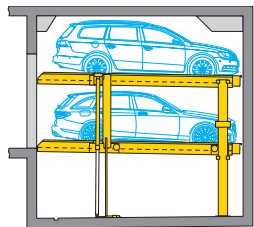
//

PARKLIFT 450 // THE COMFORTABLE ONE

The Parklift 450 can adapt to different installation dimensions, making it more versatile than its predecessor. Rigid incremental pit depths of 15 cm are a thing of the past as greater variety becomes possible. The pit depths in the new system vary in increments of 5 cm, so SUVs, sedans and compact city cars can all find a parking space that is easy to enter and exit. Our Parklift 450 is also available with a platform width of 300 cm, which ramps up the convenience factor even more.

Parklift 450 | 2.000 kg / 2.600 kg

Long version | 3.200 kg –
Vehicle length 620 cm, vehicle height 180 cm



The Parklift is also available for long vehicles as an XXL model.

Whether small, light, heavy, short or long – WÖHR has the solution for all kinds of car. Different platform widths are available – from 230 to 300 cm for single systems (2 parking spaces) and from 460 to 540 cm for double systems (4 parking spaces).



You can find all information about the Parklift here.

**See our data sheet for other variants*



WÖHR TAKES SUSTAINABILITY TO A NEW LEVEL //

More and more builders, investors and municipalities require disclosure of the sustainability of real estate – including real estate parking solutions – throughout the entire life cycle, from the procurement of raw materials through to material recycling. The PL 450 from WÖHR is the first mechanical parking lift system in the world to come with an environmental product declaration (EPD) in accordance with ISO 14025, signaling its commitment to the sustainable mobility of the future.

PARKLIFT MODEL PL 450 RECEIVES FIRST ENVIRONMENTAL DECLARATION ON THE MARKET.

//

WHAT IS AN EPD AND WHAT IS IT FOR?

An **environmental product declaration (EPD)** is a Type III environmental declaration that is compliant with the international environmental standard ISO 14025. The declaration quantifies environmental information on the life cycle of real estate or products to enable different design alternatives to be compared in terms of their ecological footprint. An EPD is based on independently verified data from life cycle assessments, life cycle inventories and other information modules. It is therefore a credible document for proving the environmental compatibility of real estate and products.

WHY IS AN ENVIRONMENTAL DECLARATION SO IMPORTANT?

Sustainable building and sustainable mobility are vital for all of us. Environmental declarations according to ISO 14025 already play an important role in real estate. They form the basis of information for life cycle assessments and are required for the sustainability certification of buildings.

Automatic and mechanical parking space solutions such as the WÖHR parking lifts have been proven to make an enormous contribution to reducing the ecological footprint. With an EPD for the Parklift 450, WÖHR, as a global technology leader, provides the first neutral proof on the market. Further EPD declarations for WÖHR parking space solutions are to follow.

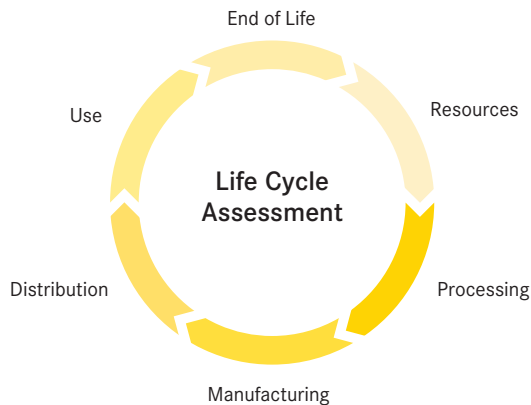


WHAT DO ARCHITECTS AND BUILDERS GET FROM AN EPD?

An EPD is required as part of the tender for many construction projects. Architects and planners use EPDs as a basis for the life cycle assessment of buildings, which is a prerequisite for their sustainability certification. This is driven not only by environmental considerations but also a desire to boost the value and marketability of the property. Especially where public construction projects are concerned, EPDs ensure transparency for business, politics and the population at large.

HOW DOES THE PL 450 CONTRIBUTE TO GREATER SUSTAINABILITY?

The analysis of the entire life cycle of WÖHR's mechanical Parklift 450 showed that the production phase has by far the greatest sustainability potential compared to the installation, operation and disposal phases. This is the phase in which most of the environmentally relevant effects occur (for example, resource consumption and CO₂ emissions). Among the most convincing features of the PL 450 were its modular structure, which is designed for a long service life, and the incredibly high recyclability of 95% of the materials used.

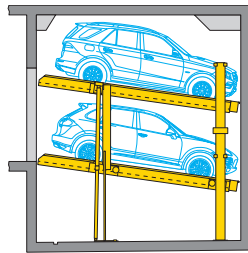
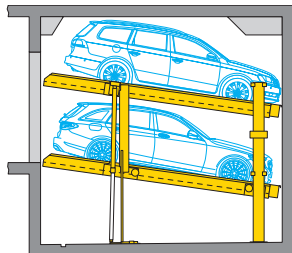


PARKLIFT 405 // THE COMPACT TWO-STORY SYSTEM

The Parklift 405 shines with the same developments as the Parklift 450 plus another additional benefit: With an even lower ceiling height, this system can accommodate vehicles with the same outer dimensions as those that can drive into the Parklift 450 – a response to the continued trend of increased car dimensions and reduced storage space. The growing number of vehicles with a total weight of more than 2,000 kg was taken into account by increasing the maximum total weight to 2,600 kg.

Parklift 405 | 2.000 kg / 2.600 kg

Parklift 405 | 2.000 kg / 2.600 kg



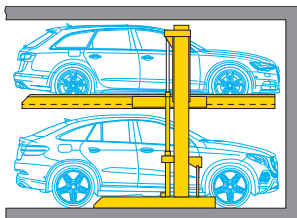
You can find all information about the Parklift here.

**See our data sheet for other variants*

PARKLIFT 411 // OPEN AIR

Thanks to our two-level dependently stacked parking system, which is suitable for indoor and outdoor installation. Single units provide two parking spaces, and double units provide four.

Parklift 411 | 2.000 kg / 2.600 kg



You can find all information about the Parklift here.

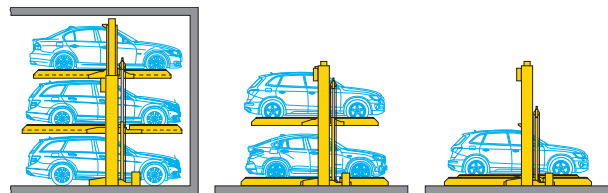
PARKLIFT 421 // CREATING 3 FROM 1

They say all good things come in threes. This parking system enables three-level dependent parking on the footprint of a single parking space – without a pit. This solution works wonders, especially where existing solutions are to be retrofitted with additional parking spaces. And for an even wider range of options, the systems can be installed either side by side, in a row, or even outdoors.



Function

Parklift 421 | 2.000 kg / 2.600 kg



Parklift 421 for stacking 3 vehicles.

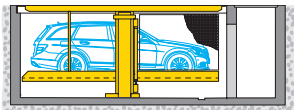
The car on the entrance level must be removed before lowering the upper platform.

Likewise, the car on the lower platform must be removed before lowering the upper platform.

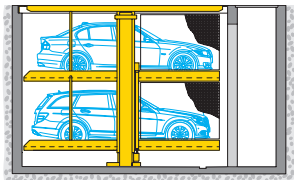
PARKLIFT 461/462 // HIDEAWAYS

The problem of finding space for parking facilities is particularly acute in cities. But there is a system that offers an almost magical solution. The hideaway garage accommodates 1 or 2 vehicles stacked one on top of the other. The horizontal drive-on platforms disappear into the ground. The system is virtually invisible – when lowered, the top platform can be fitted with suitable floor coverings and driven over. With Parklift 461 and 462, a carport on top offers two more cars protection from the elements.

Parklift 461 | 2.000 kg / 2.600 kg



Parklift 462 | 2.000 kg / 2.600 kg



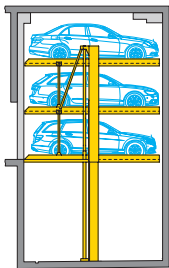
You can find all information about the Parklift here.

**Image does not show standard equipment*

PARKLIFT 413 // 3 LEVELS IN A SINGLE PIT

On the footprint of one parking space, three spaces can be created as an independently-stacked solution with a pit. The double unit is generally a more cost-effective solution than two single units.

Parklift 413 | 2.000 kg –
Vehicle heights up to 150 – 170 cm



Parklift 413 parking on horizontal platforms

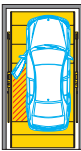


You can find all information about the Parklift here.

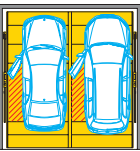
PARKLIFTS // ONE DOUBLE IS BETTER THAN TWO SINGLES

While cars are still the most popular way of getting around, there needs to be enough garage space for them. With our single and double units, we provide ideal solutions. The double unit works wonders when it comes to saving space, and has a smaller installation width than two single systems. This provides some extra space for park-in and exit maneuvers, plus added comfort when getting in and out of the car.

Single unit
for 2 cars

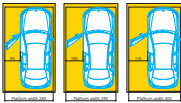
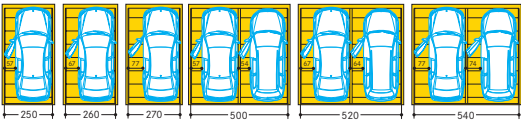


Double unit
for 4 cars



The Garage Ordinance stipulates parking space widths of at least 2.30 m, depending on the aisle width and the wall or support situation. At the same time, > 70 % of all newly registered vehicles are now wider than two meters [source: www.adac.de, as of 13.09.2021]. To ensure that larger vehicles can also be parked and unparked comfortably on our platform, we recommend a platform width of at least 2.50 m for single units or 5.00 m for double units – or better yet, the maximum variant.

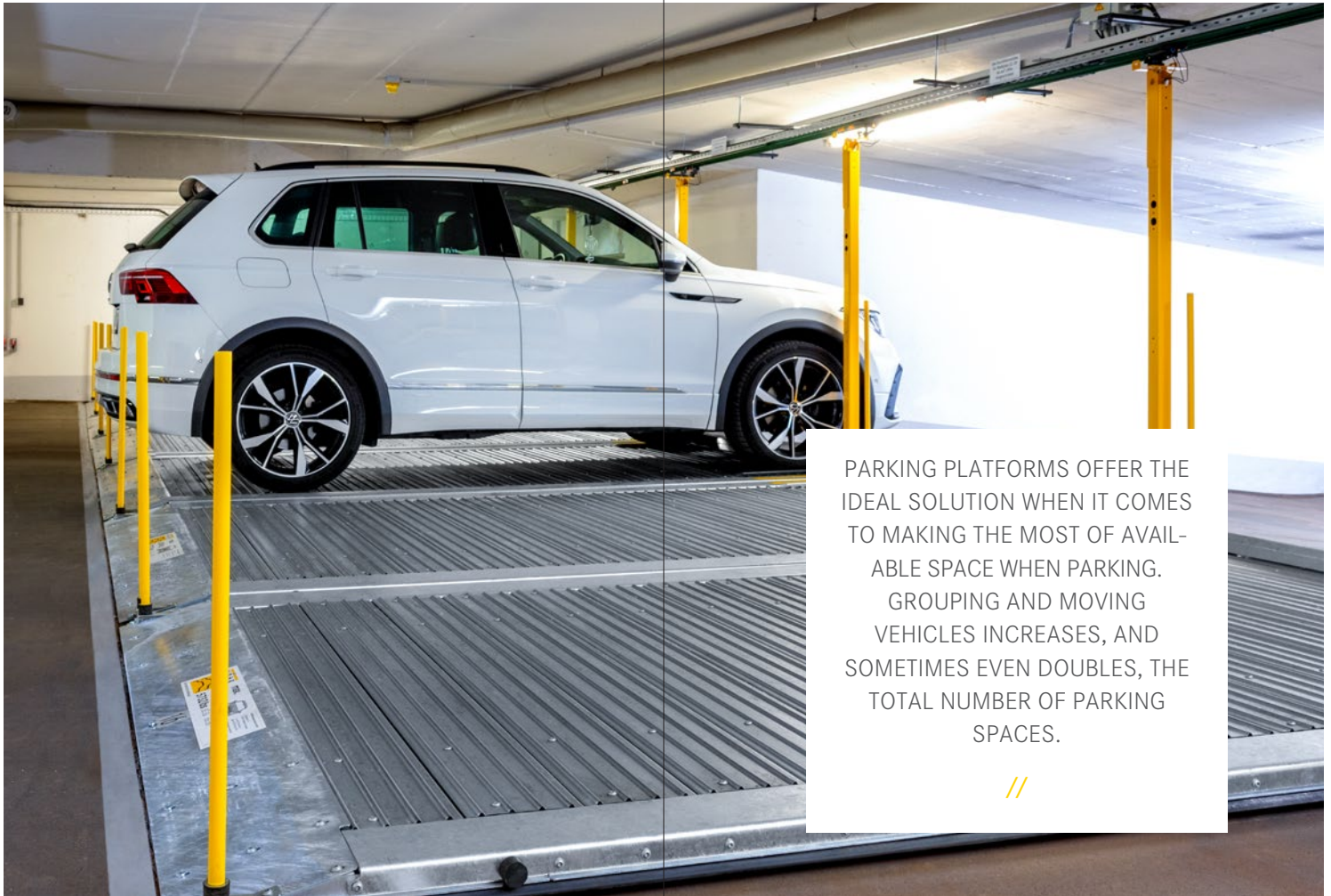
Parking space widths



NEW up to 300 cm
for Parklift 450-2,6
and Parklift 405-2,6

PARKING PLATFORMS

//



PARKING PLATFORMS OFFER THE IDEAL SOLUTION WHEN IT COMES TO MAKING THE MOST OF AVAILABLE SPACE WHEN PARKING.

GROUPING AND MOVING VEHICLES INCREASES, AND SOMETIMES EVEN DOUBLES, THE TOTAL NUMBER OF PARKING SPACES.

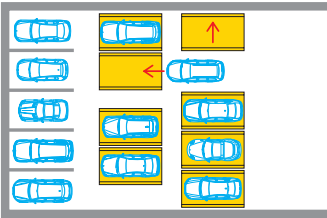
//

PARKING PLATFORMS 601/503 // THE CAR MOVERS

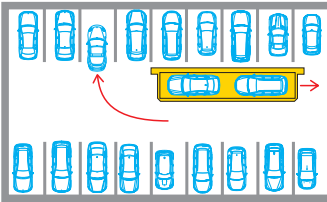
Lateral or longitudinal shifting – both systems utilize every bit of available space, maximising the parking area. Rails with parking platforms are installed behind columns, in corners, or even along the driving lanes. This sophisticated approach ensures that every single parking space can be used and accessed for unobstructed independent parking.

The new parking platform 601 replaces the previous parking platform 501. It offers the advantage of a flat and barrier-free platform.

Parking platform 601



Parking platform 503

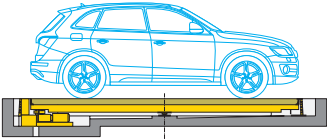


You can find all information about the Parking platforms here.

TURNTABLE 505 // TURNING MADE EASY

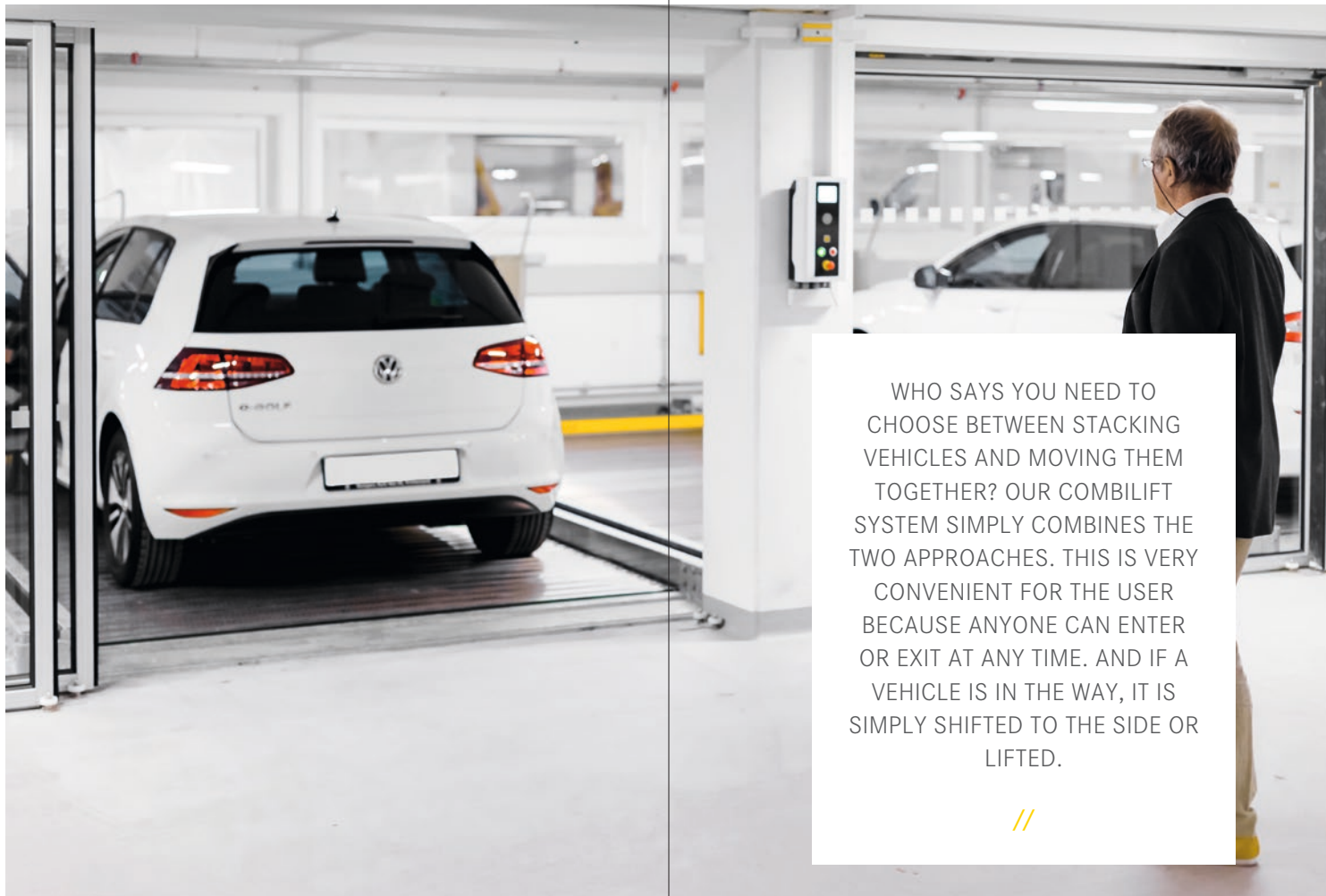
Turning things to your advantage: If the only option is to drive forward, or if space for parking maneuvers is tight, the vehicle is simply rotated into the required parking position. Turntable rotation is the ideal solution where parking space entries and exits are narrow or bounded.

Turntable 505 | 4.000 kg





COMBILIFT COMBIPARKER //



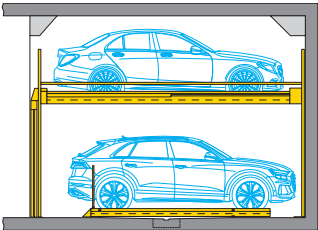
WHO SAYS YOU NEED TO CHOOSE BETWEEN STACKING VEHICLES AND MOVING THEM TOGETHER? OUR COMBILIFT SYSTEM SIMPLY COMBINES THE TWO APPROACHES. THIS IS VERY CONVENIENT FOR THE USER BECAUSE ANYONE CAN ENTER OR EXIT AT ANY TIME. AND IF A VEHICLE IS IN THE WAY, IT IS SIMPLY SHIFTED TO THE SIDE OR LIFTED.

//

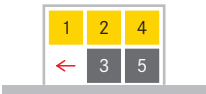
COMBILIFT 551 // LIFT AND SLIDE

Thinking of using the main entrance? Then think again. Instead of a single point of entry, an empty space on the entrance level offers direct access to the parking space in any position. In the system without pits for independent two-level parking, grids are flexibly positioned side by side.

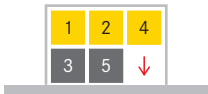
Combilift 551 | 2.000 kg / 2.600 kg



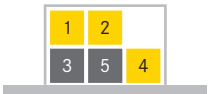
Function



The vehicle in parking space 4 is requested.



The parking spaces on the entrance level are shifted to the left.



Parking space 4 is lowered to the entrance level to allow the vehicle to be removed.


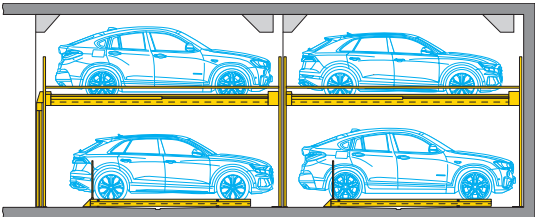


You can find all information about the Combilift here.

COMBILIFT 552 MR // LIFT AND SLIDE

Create clever combinations by arranging systems one after another. The empty space is positioned so that you can drive into the selected parking space in the second row. You can even install three Combilift systems one behind the other.

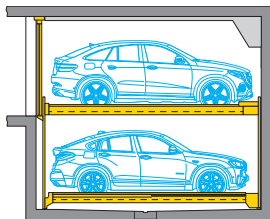
Combilift 552 MR one behind the other | 2.000 kg / 2.600 kg / 3.000 kg



COMBILIFT 542 // LIFT AND SLIDE ON 2 LEVELS

The combination of stacking vehicles and moving them together, plus a pit arrangement, provides additional headroom on the top level. This means vans, SUVs, and vehicles with roof racks can park there, too. Security is also ensured, since the vehicles are parked behind closed gates.

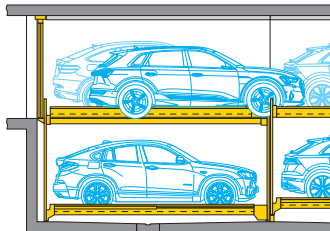
Combilift 542 | 2.000 kg / 2.600 kg



COMBILIFT 542 MR // LIFT AND SLIDE ON 2 LEVELS

The multi-row version of the Combilift 542 has a mobile platform that serves as a drive-through bridge across the parking rows. This new feature enables up to three modules to be combined in a row.

Combilift 542 MR | 2.000 kg / 2.600 kg / 3.000 kg

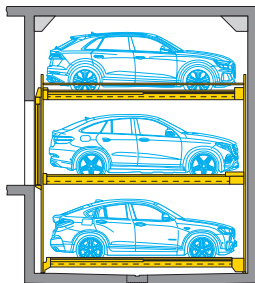


You can find all information about the Combilift here.

COMBILIFT 543 // LIFT AND SLIDE ON 3 LEVELS

Based on a persuasive principle, this compact, space-saving 3-level parking system can be entered and exited on the middle level. Parking spaces are selected using radio frequency identification [RFID], remote control, or the WÖHR Smart-Parking-App.


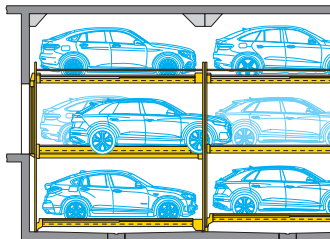
Combilift 543 | 2.000 kg / 2.600 kg



COMBILIFT 543 MR // LIFT AND SLIDE ON 3 LEVELS

The multi-row version of the Combilift 543 has a mobile platform that serves as a drive-through bridge across the parking rows. This new feature enables up to three modules to be combined in a row.

Combilift 543 MR | 2.000 kg / 2.600 kg / 3.000 kg





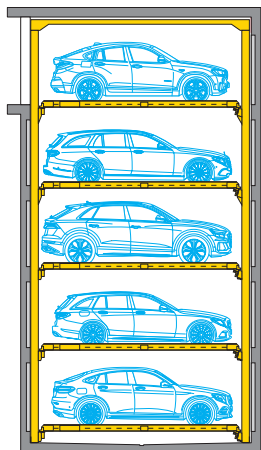
You can find all information about the Combilift here.

COMBIPARKER 560 // LIFT AND SLIDE ON UP TO 5 LEVELS

With the newly developed Combiparker 560, WÖHR is introducing a revolutionary parking concept. The new system is one of the most versatile and flexible parking solutions in the world, offering developers the opportunity to maximize their land use.

The Combiparker 560 provides up to five parking levels that can be designed with complete flexibility, with four levels up or four levels down from the entrance level. The special feature of the new Combiparker 560 is that with a standard underground car park floor height of 2.50 m, up to four levels below may be made accessible.

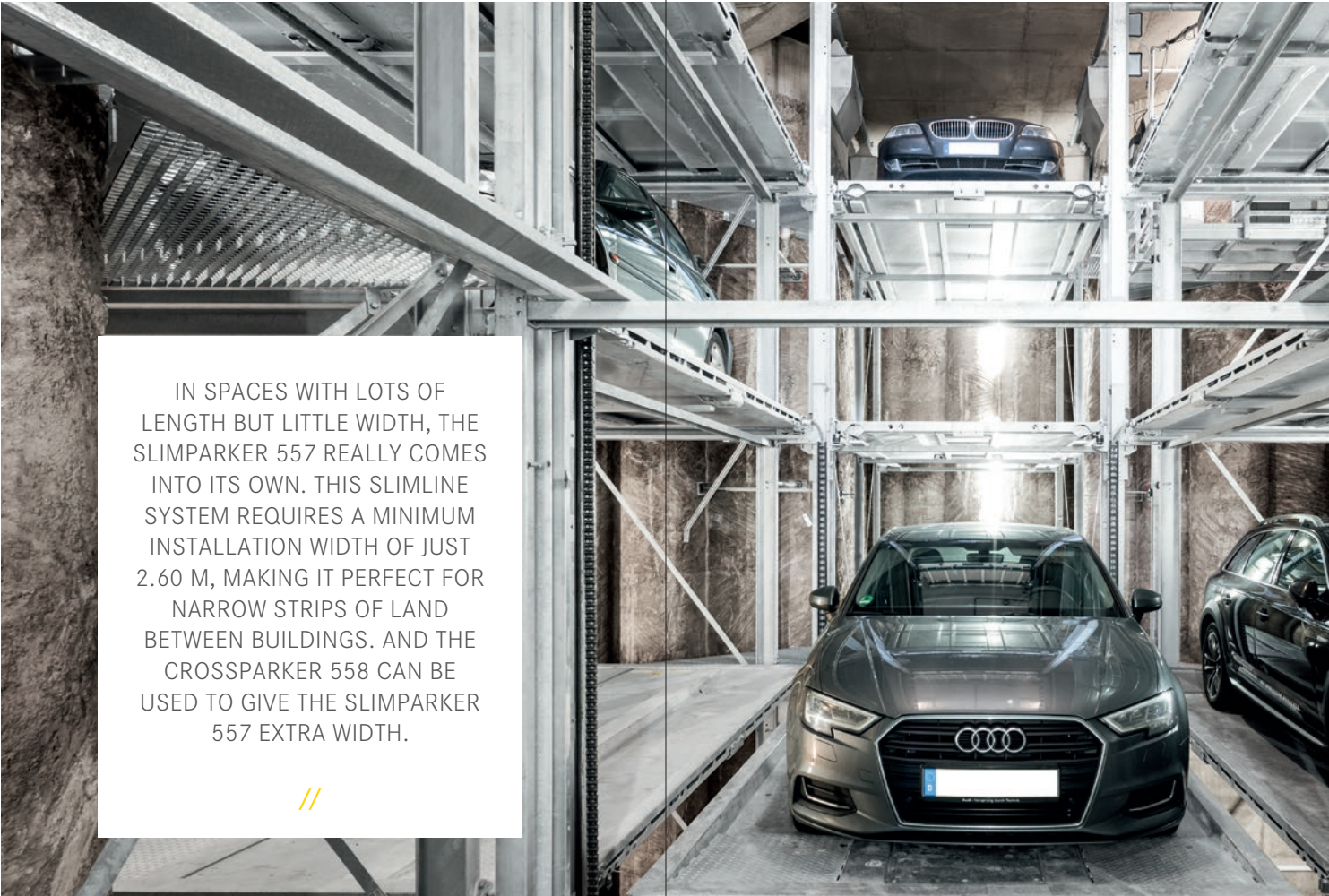
Combiparker 560 | 2.000 kg / 2.600 kg / 3.000 kg



You can find all information
about the Combiparker here.

SLIMPARKER CROSSPARKER

//



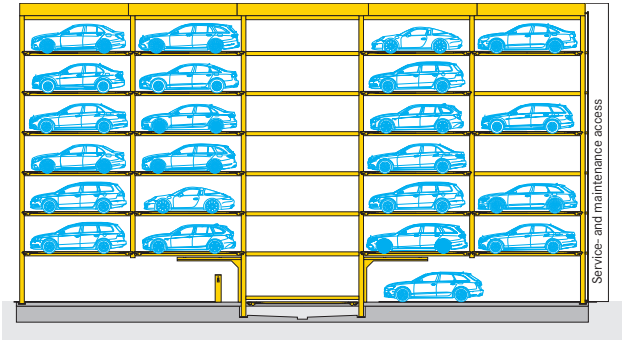
IN SPACES WITH LOTS OF LENGTH BUT LITTLE WIDTH, THE SLIMPARKER 557 REALLY COMES INTO ITS OWN. THIS SLIMLINE SYSTEM REQUIRES A MINIMUM INSTALLATION WIDTH OF JUST 2.60 M, MAKING IT PERFECT FOR NARROW STRIPS OF LAND BETWEEN BUILDINGS. AND THE CROSSPARKER 558 CAN BE USED TO GIVE THE SLIMPARKER 557 EXTRA WIDTH.

//


SLIMPARKER 557 // THE MAGICAL TOWER/SHAFT

Whether slim and versatile above ground – or narrow and stacked below ground. The automatic WÖHR Slimparker 557 boasts attractive features such as a very narrow design and a small footprint in both the shaft and tower version. Customer's opting for the tower version can choose their own facade design so that the parking system fits in with its surroundings while screening residents from the sight and sound of adjacent road and rail traffic. With an installed width of just 2.60 m, the shaft version is especially designed for underground installation on the strip of land between property boundaries and the buildings themselves. The parking system can thus be perfectly integrated into small gaps between buildings and includes six underground or overground levels for 23 vehicles.

Slimparker 557 Tower | 2.000 kg / 2.600 kg

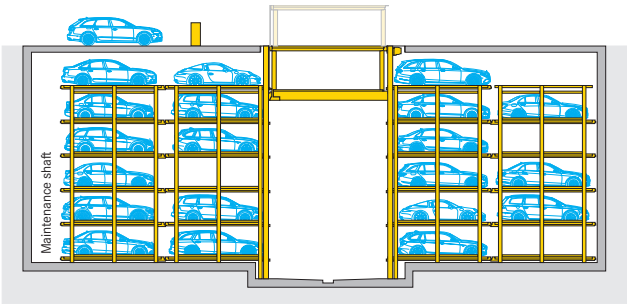


Slimparker 557 | Ground view



You can find all information about the Slimparker here.

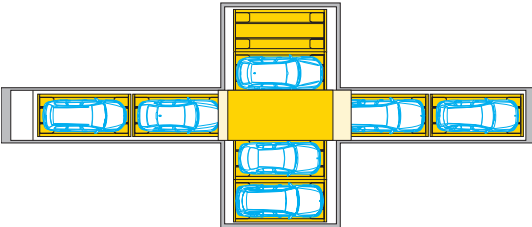
Slimparker 557 Shaft | 2.000 kg / 2.600 kg



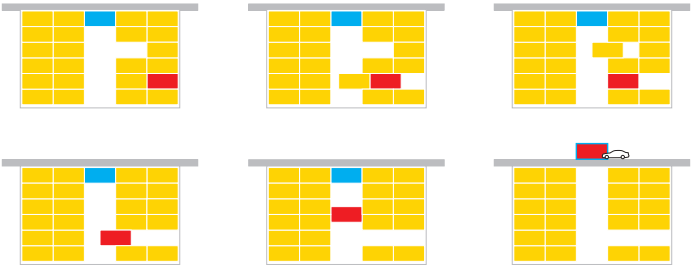
CROSSPARKER 558 // THE MAGICAL SHAFT

The Crossparker 558 extends the Slimparker 557 by adding extra width. One or two additional grids can be installed to the left and right of the central lift. In this way, the number of parking spaces on the available floor area can be doubled. This system also lowers the entrance to ground level after use.

Crossparker 558 | 2.000 kg / 2.600 kg



Function | Slimparker 557 shaft and Crossparker 558



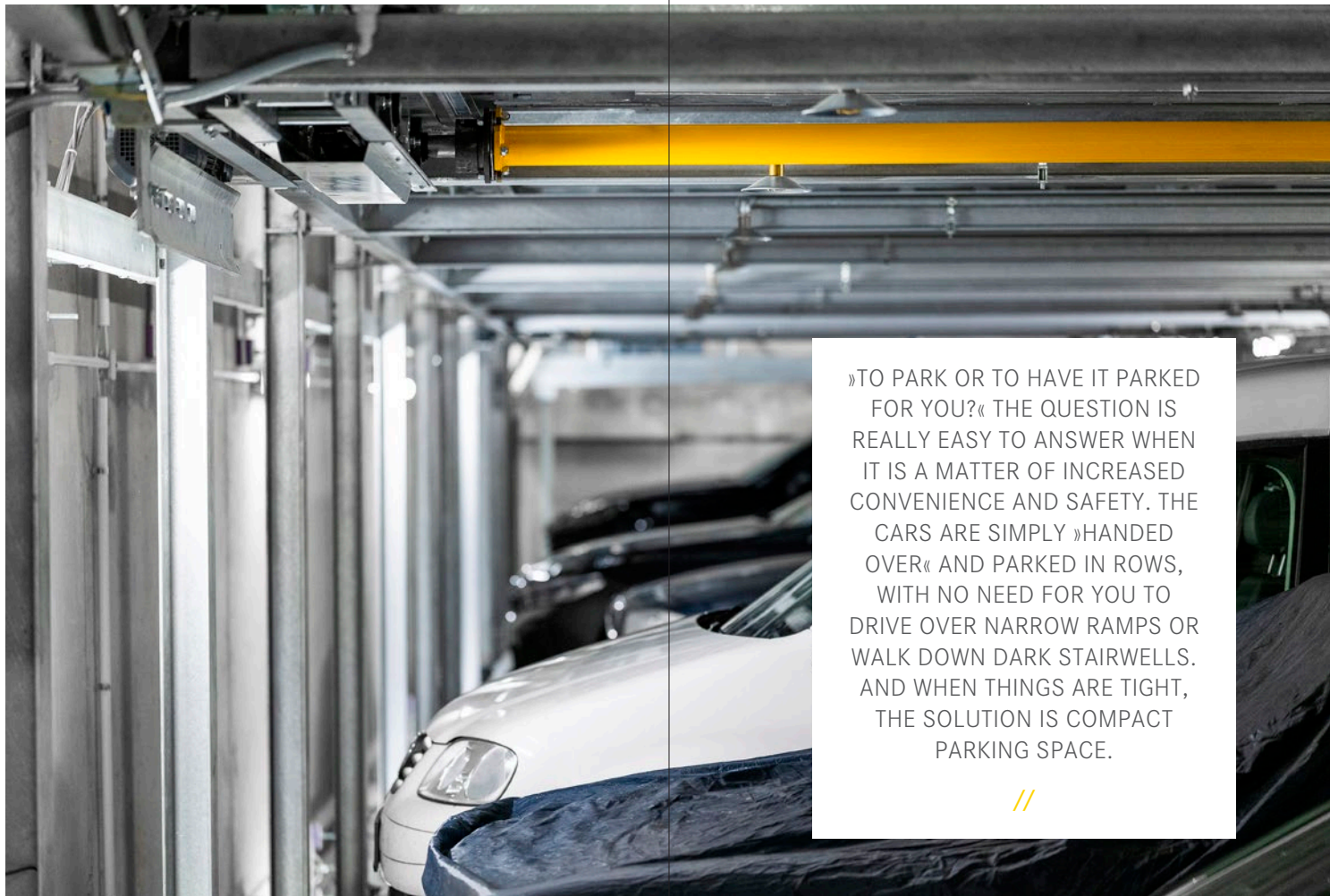
You can find all information about the Crossparker here.





LEVEL PARKER

//


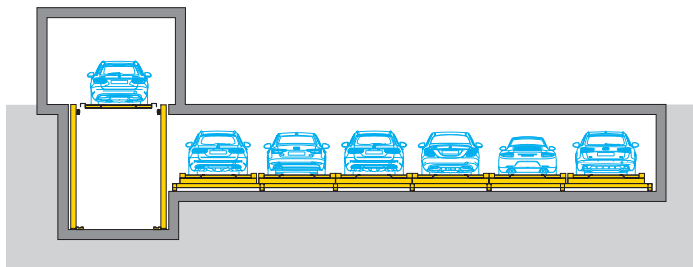


»TO PARK OR TO HAVE IT PARKED FOR YOU?« THE QUESTION IS REALLY EASY TO ANSWER WHEN IT IS A MATTER OF INCREASED CONVENIENCE AND SAFETY. THE CARS ARE SIMPLY »HANDLED OVER« AND PARKED IN ROWS, WITH NO NEED FOR YOU TO DRIVE OVER NARROW RAMPS OR WALK DOWN DARK STAIRWELLS. AND WHEN THINGS ARE TIGHT, THE SOLUTION IS COMPACT PARKING SPACE.

//

LEVELPARKER 570 // SPACE MIRACLE

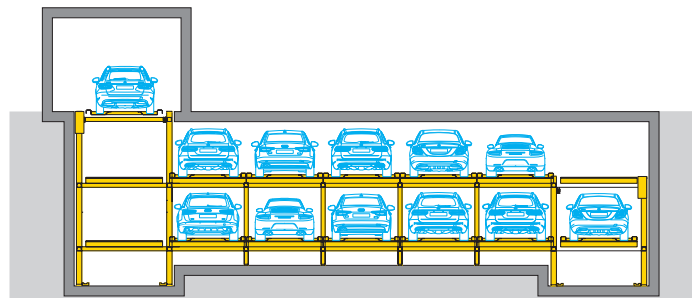
As if they were stored in a safe, the vehicles are parked in at least two and at most six rows on a maximum of five underground or overground levels. Instead of a ramp, a vertical lift is used, and the actual parking is handled by the system. The vehicles are moved by both lateral and longitudinal shifting cycles, enabling the parking system to automatically adapt to individual requirements.



You can find all information
about the Levelparker here.

LEVELPARKER 590 // LINE DANCING

Two to five levels are located between vertical lifts to the left and right. The vehicles move along the rows on a circular path. This enables space-saving parking for single rows and does not require extra space for ramps or driving lanes. A turntable can be installed so that vehicles can be driven out in a forward direction.





PARK
SAFE

//

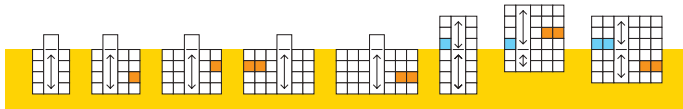
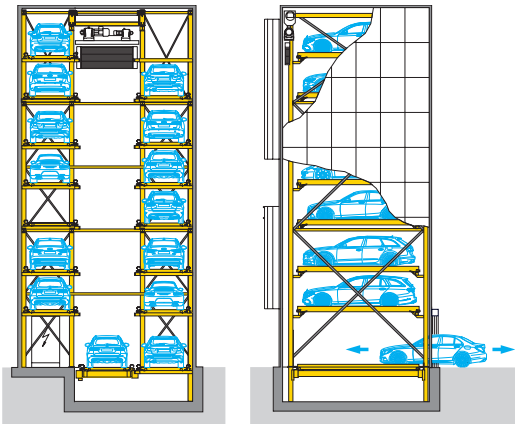
WHEN PARKING CONCEPTS REACH FOR THE SKY, ONE OF THESE AUTOMATIC PARKING SYSTEMS WILL MOST LIKELY COME INTO PLAY. THEY ARE BASED ON STORAGE RACK PRINCIPLES, WITH THE VEHICLES PARKED INTO COMPARTMENTS ON THE LEFT AND RIGHT. THE RESULT IS A TOWER, A SHAFT, OR A TOWER/SHAFT COMBINATION – TAILORED TO THE REQUIREMENTS OF THE SPECIFIC PROJECT.

//



Parksafe 580

With this fully automatic parking system, a central vertical lift serves the parking spaces on as many as 30 levels, making ramps and driving lanes unnecessary. The vehicles are parked into 1, 2, or 3-row arrangements similar to storage racks, with height variations possible at each level. Additionally, a turntable can optionally be installed to provide drivers with the convenience of driving out in a forward direction.

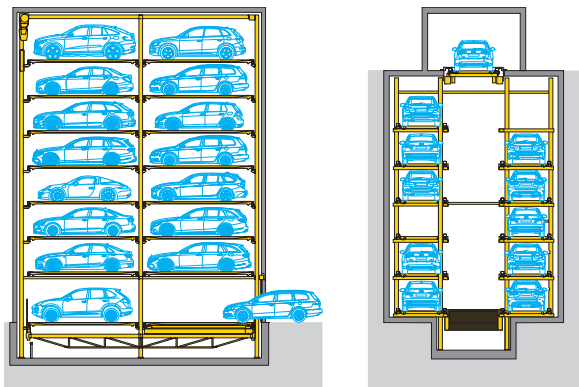


You can find all information
about the Parksafe here.



Parksafe 582

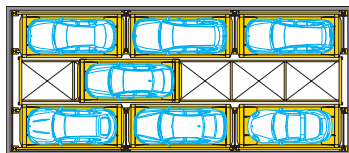
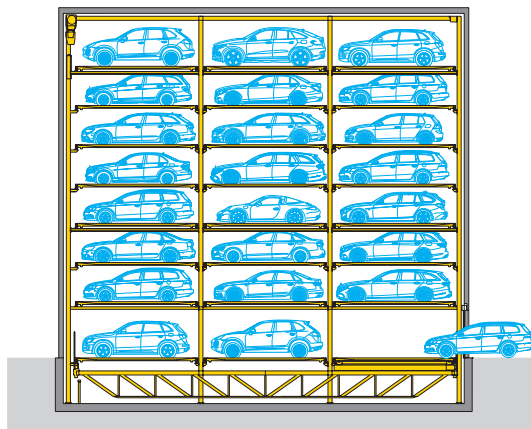
Anyone requiring a double-pack version of the system can simply arrange two parking grids one behind the other in a tower formation. The vertical lift is twice as long. It carries a shuttle, via which the parking spaces in the second grid can be reached. It is also possible to drive through, with an entrance in the first grid and an exit on the opposite side in the second grid.




You can find all information
about the Parksafe here.

Parksafe 583

This system offers flexibility to the power of three, featuring three grids installed one behind the other. All the parking spaces on a parking level can be reached by shuttle. The 1, 2, and 3-row parking spaces are arranged alongside the vertical lift. The various combinations of options can also optimise use of unusual footprints.



You can find all information
about the Parksafe here.





MULTI PARKER

//



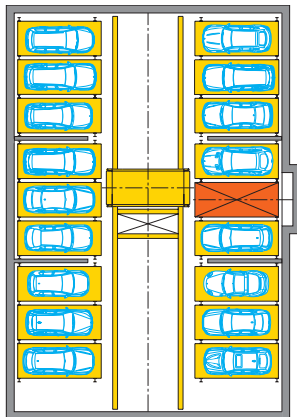
EVERYTHING IS RELATIVE – BUT WHERE REALLY LARGE NUMBERS OF PARKING SPACES ARE INVOLVED, IT'S BEST TO USE A SYSTEM FROM THIS RANGE. STORAGE AND RETRIEVAL UNITS OR SHUTTLES MOVE VEHICLES ALONG ALL THREE AXES OF MOTION. THE DIFFERENT VARIANTS CATER TO A WIDE RANGE OF REQUIREMENTS, BUT THEY ALL AIM TO CREATE EVEN MORE SPACE TO ACCOMMODATE MORE VEHICLES, BY STORING THEM SIDE BY SIDE AND STACKING THEM ONE ON TOP OF THE OTHER IN A KIND OF HIGH RACK.

//

MULTIPARKER 710/720/730/740 /// CLEVER & SMART

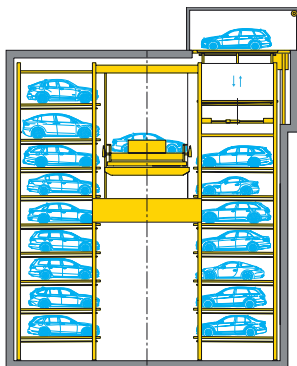
Multiparker 710

A storage and retrieval unit with 4 to 8 levels primarily utilises the available floor area. The system is particularly suited to wide structures. Vehicles are transported sideways, leaving a wide driving lane. This involves installing a turntable that turns the vehicle while it is being transported or lifted.



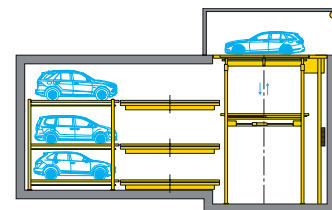
Multiparker 720

This cross-parker system is designed for smaller footprints and high structures. It operates on the principle of stacking parking spaces on top of each other. It provides up to 20 levels. In both the tower and shaft systems, a turntable can optionally be assembled on the lift frame.



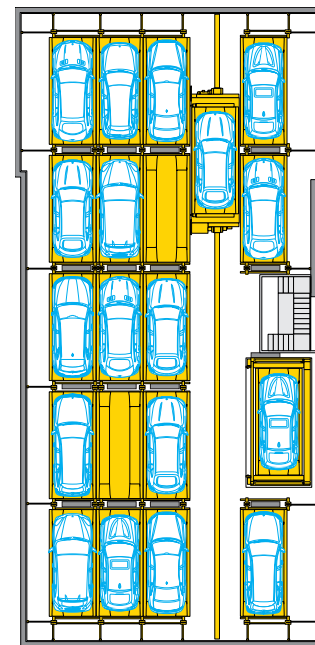
Multiparker 730

For large-scale projects involving more than 100 parking spaces, the lift and shuttle system ensures fast access times. Individual shuttles operate at each level, decoupled from the vertical lift. This means that two or more shuttles can be installed for each parking level with more than 60 parking spaces. High availability is supported by an integrated quick-change pallet system, which replaces loaded and empty pallets simultaneously.



Multiparker 740

This system always transports vehicles lengthwise. Also featuring space-saving parking with high-rack technology, it is particularly suited to long and narrow floor plans. For ideal configuration, 1 to 2 parking space rows can be installed to the left and right of the storage retrieval unit, with up to 8 parking levels stacked one on top of the other.

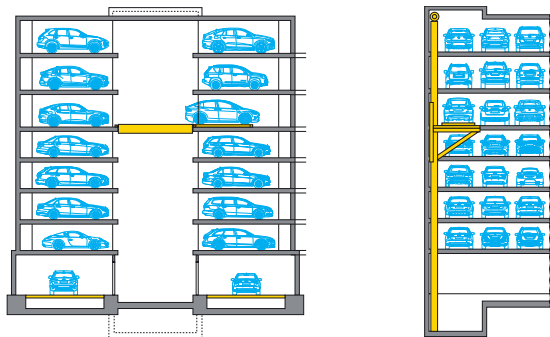


You can find all information about the Multiparker here.

MULTIPARKER 750/760 // CLEVER AND PALLET-LESS

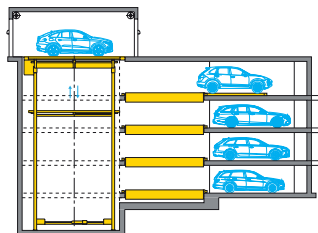
Multiparker 750

It's not the material that matters; it's what you make from it – the high rack of this tower or shaft system is a concrete structure. This makes the solution particularly cost-effective for underground structures. Besides the lift and shuttle technology, another impressive feature is the longitudinal pick-up transport system, the LAT takes the car from the drop-off area and parks it on a concrete slab. This is a smart alternative for smaller footprints requiring up to 30 parking levels.



Multiparker 760

This parking solution is also available as a concrete structure for large floor areas. Where the number of parking levels is small, up to 200 parking spaces can be provided for each level. Independent shuttles transfer the vehicles to the vertical lift via the longitudinal pick-up transport system, for redundant operation.



You can find all information about the Multiparker here.





BICYCLE PARKING

//

MORE AND MORE PEOPLE ARE DISCOVERING THE POTENTIAL OF BICYCLES AND PEDELECS AS A FAST AND ENVIRONMENTALLY FRIENDLY COMPLEMENT TO CARS, BUSES AND TRAINS. WÖHR HAS DEVELOPED THE BIKESAFE TO PROVIDE A SPACE-SAVING PARKING SYSTEM FOR BIKES THAT PROTECTS THEM FROM HARSH WEATHER CONDITIONS, THEFT AND VANDALISM.

THE INNOVATIVE, FULLY AUTOMATIC BICYCLE PARKING GARAGE IS IDEAL FOR TRAIN STATIONS, CAMPUSES AND BUSINESS PREMISES AND CAN ACCOMMODATE 122 BICYCLES AND MORE WHILE OCCUPYING THE SAME FLOOR SPACE AS A DOUBLE CARPORT.

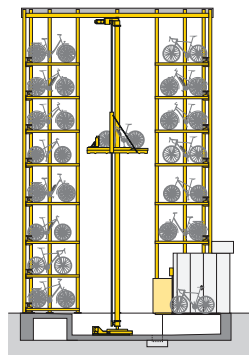
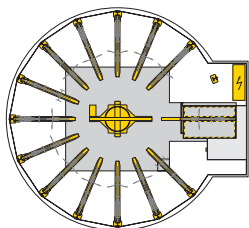
//




BIKESAFE // THE ROUND ONE

Our intelligent bicycle parking garage provides up to 178 parking spaces on a small footprint of approximately 38 m². The solution is theft-proof, fast, and fully automatic. The bicycle is returned to the entrance area in around 16 seconds – and no staff are required.

Bikesafe 885 Tower

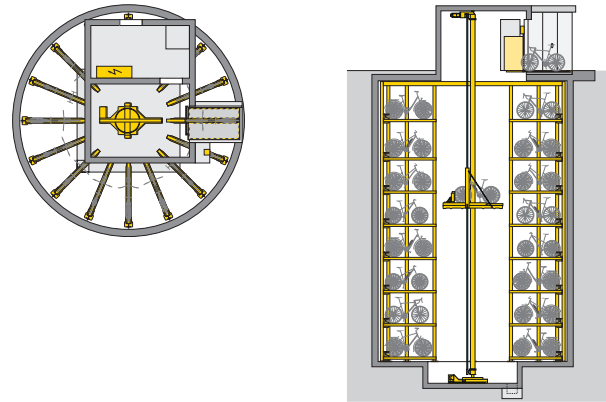


You can find all information about the Bikesafe here.



BIKESAFE // THE ROUND ONE

Bikesafe 885 Shaft



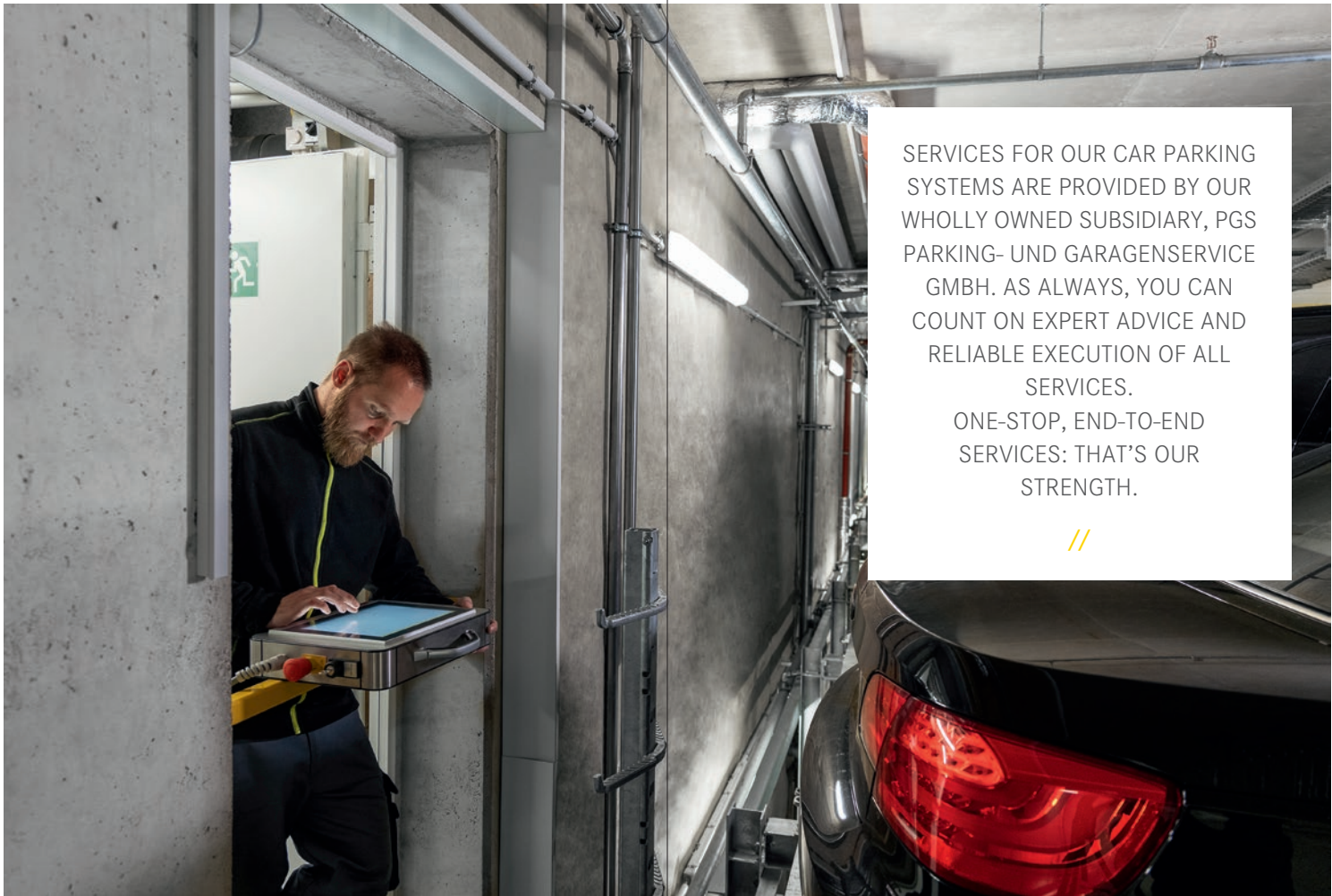
You can find all information
about the Bikesafe here.



The background is a blurred photograph of a city street at night. It features bokeh lights in shades of blue, purple, and yellow. A prominent vertical yellow light source, possibly a traffic light or a building facade, is visible in the center-right. A thin, dark vertical line runs down the middle of the image, separating the left and right halves.

SERVICE


//



SERVICES FOR OUR CAR PARKING SYSTEMS ARE PROVIDED BY OUR WHOLLY OWNED SUBSIDIARY, PGS PARKING- UND GARAGENSERVICE GMBH. AS ALWAYS, YOU CAN COUNT ON EXPERT ADVICE AND RELIABLE EXECUTION OF ALL SERVICES.

ONE-STOP, END-TO-END SERVICES: THAT'S OUR STRENGTH.

//



Consultation

With our extensive know-how, we are happy to provide the right answer to your questions. We will be happy to advise you on our parking system maintenance offer.



Cleaning and care

For a long and reliable service life of a car parking system, regular cleaning and maintenance, especially of the parking platforms, are essential.



Parking Platform refurbishment

Over the years, environmental influences and constant driving wear out the parking platforms on mechanical parking systems. By refurbishing with original WÖHR drive plates, you are making a safe decision with regard to quality and service life.



You can find all information about PGS here.

WÖHR-Original-Spare parts

We offer you WÖHR original spare parts – for the entire service life of your parking system. Fast and reliable.



Maintenance / Inspection

Through regular maintenance and inspections, we ensure the trouble-free operation of your parking systems.



Control system modernization

We offer you a complete refurbishment of obsolete control systems for Combilifts and automatic parking systems.




Fon +49 [0] 7044 46-101 [24/7 phone line] | Fax +49 [0] 7044 46-199
pgs-service.de | info@pgs-service.de

E-CHARGING // PARKING SYSTEMS WITH BUILT-IN ELECTROMOBILITY

WÖHR and PGS offer you the option of equipping your parking system with facilities for mounting your own e-charging stations. They can also be integrated into existing systems.

A universal post with the customer's own wallbox or a post with a CEE 16A socket provides power on standard and automatic parking systems.



You can find all information about E-charging here.



Space-saving parking for cars and bikes reduces CO₂ emissions in inner cities and safeguards green spaces. Charging stations lay the foundation for greater e-mobility. With these and many other innovative solutions, WÖHR delivers answers to the questions of today – making an important contribution to protecting the environment.

WÖHR IS A SUPPLIER OF PARKING SYSTEMS,
WITH THE LARGEST PRODUCT RANGE
WORLDWIDE.

With over 60 years of experience.

Concept & Design: feedbackmedia.de | Photos: Klaus Mellenthin, Thomas Fischer, Quabbe + Tessmann, esspe studios, Sondre Formo Lindheim, Bernhard Mende, amefotos. Copyright 12/2025. All images and content are protected by copyright and may be used only with the express permission of WÖHR Autoparksysteme GmbH. Vehicle drawings © creativ collection Verlag GmbH/www.ccvision.de.

WE COMPACT PARKING SPACE.
WE ENABLE LIVING SPACES.

WÖHR Autoparksysteme GmbH

Ölgrabenstr. 14
71292 Frieolzheim
Germany

Fon +49 [0] 7044 46-0
Fax +49 [0] 7044 46-149

info@woehr.de
woehr.de