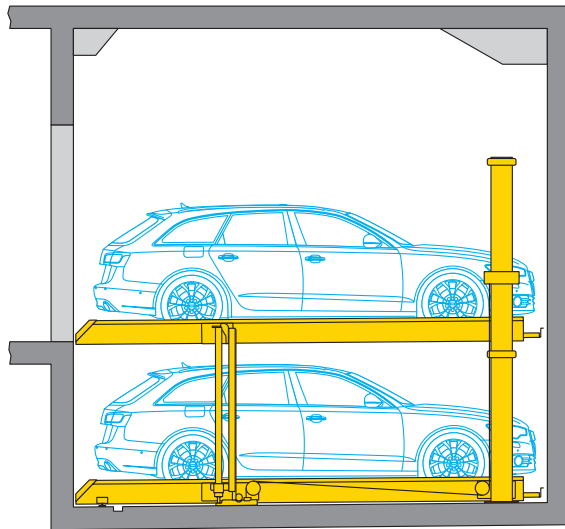
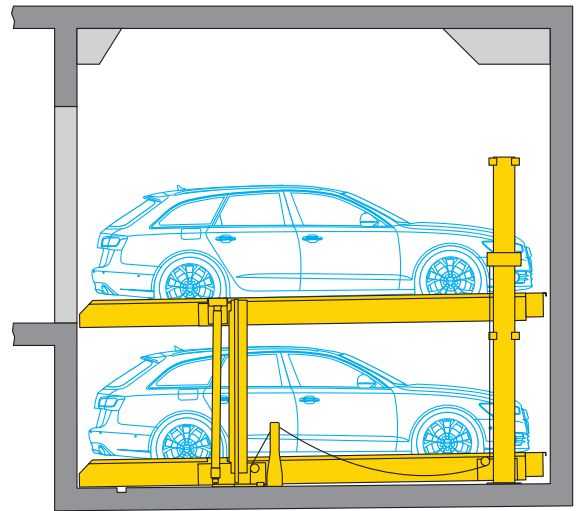


■ PARKLIFT 450 (only upper parking space)



See data sheet Parklift 450 for further information about pit depth and construction requirements.

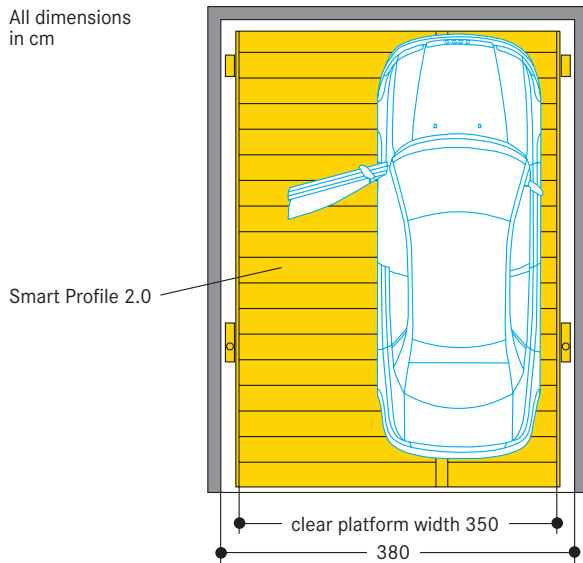
■ PARKLIFT 405 (only upper parking space)



See data sheet Parklift 405 for further information about pit depth and construction requirements.

■ Dimensions and specification of the parking space for disabled persons

All dimensions in cm



1. Parking places for disabled persons can be provided with different widths e.g. 3,50 m.
2. Parking places for disabled persons shall be on horizontal and only upper platforms.
3. After using the lower platform, the system has to be lowered again. A special switch control solution ensures that the user key can be taken off only after reaching the lower position.
4. Parking place profile according to product information:
 - upper level = Smart Profile 2.0
 - lower level = Classic Profile (optional: Smart Profile 2.0)



Link to product information „Parking Place Profile“